

Opioid Overdose Public Health Surveillance Update January 18th 2022.

Data Sources:

State Unintentional Drug Overdose Reporting System (SUDORS) is a state based surveillance system that collects all unintentional and undetermined drug overdose deaths.

The Electronic Surveillance System for the Early Notification of Community-Based Epidemics (ESSENCE) is a state based surveillance system that collects visits from all non-federal Oregon Emergency departments (ED) and the urgent care centers (UCC) currently sharing their data with the Oregon Health Authority (OHA).

Summary of Findings:

- Mortality data for 2021 are not yet complete, as a result numbers for recent months may change. Unintentional opioid overdose deaths in 2021 are higher than the corresponding months of 2020 and 2019. Totals by year are as follows:
 - 2019 unintentional opioid overdose deaths total 280.
 - 2020 unintentional opioid overdose deaths currently total 472.
 - 2021 unintentional opioid overdose deaths from January to June currently total 421.
- The number of opioid overdose visits to EDs and UCCs in 2021 are higher than the corresponding months of 2020 and 2019
- As total visits increase, the percent of opioid overdose visits to EDs and UCCs has decreased.

Items of Note:

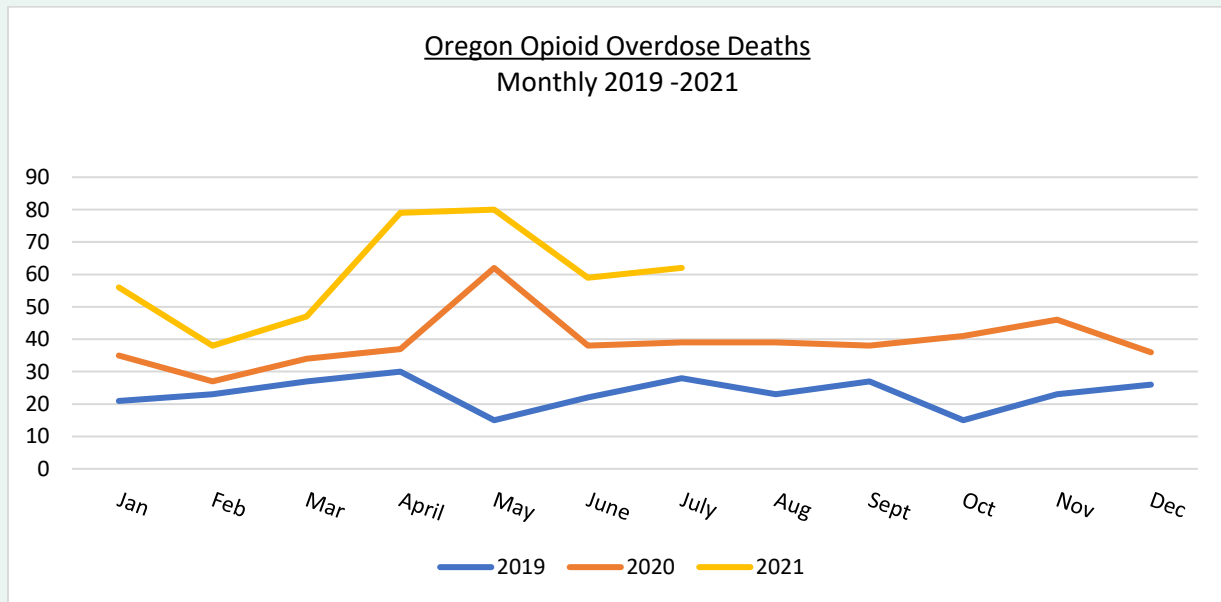
- In October of 2020 syndromic surveillance data from 10 additional urgent care centers was added to the Oregon Electronic Surveillance System for the Early Notification of Community-Based Epidemics (ESSENCE).

[Click to subscribe to the Monthly Opioid Overdose Data Report](#)

Details of Findings: SUDORS Opioid Overdose Deaths

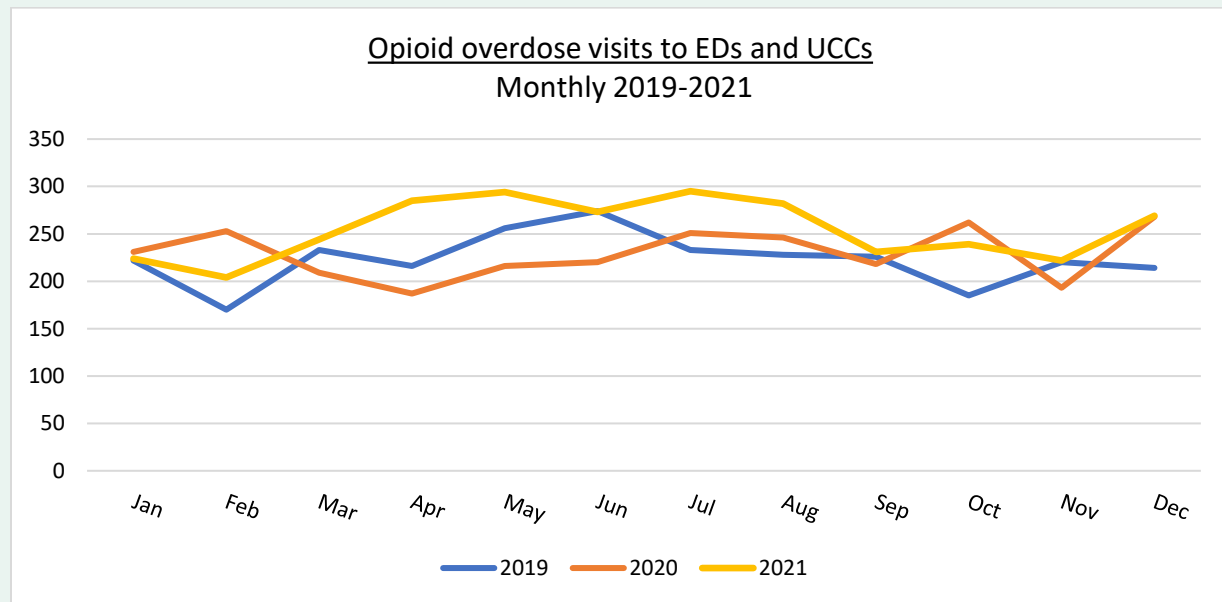
Mortality data for 2021 are not yet complete, as a result numbers for recent months may change. Unintentional opioid overdose deaths in 2021 are higher than the corresponding months of 2020 and 2019.

- 2019 unintentional opioid overdose deaths total 280.
- 2020 unintentional opioid overdose deaths currently total 472.
- 2021 unintentional opioid overdose deaths from January to June currently total 421.

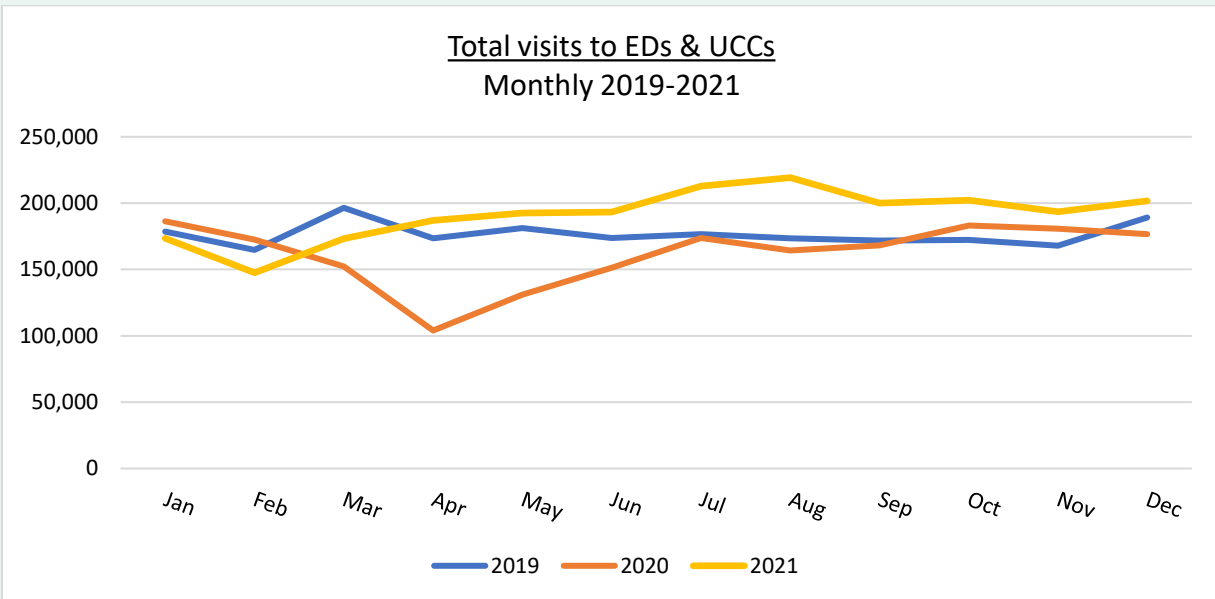
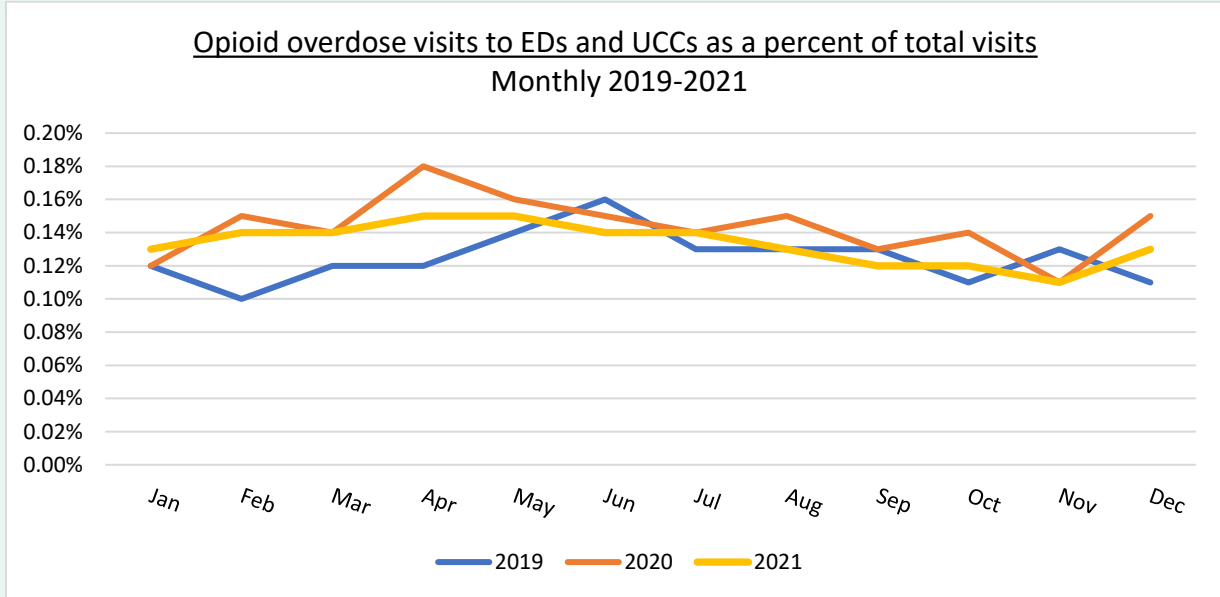


Details of Findings: EDs and UCCs

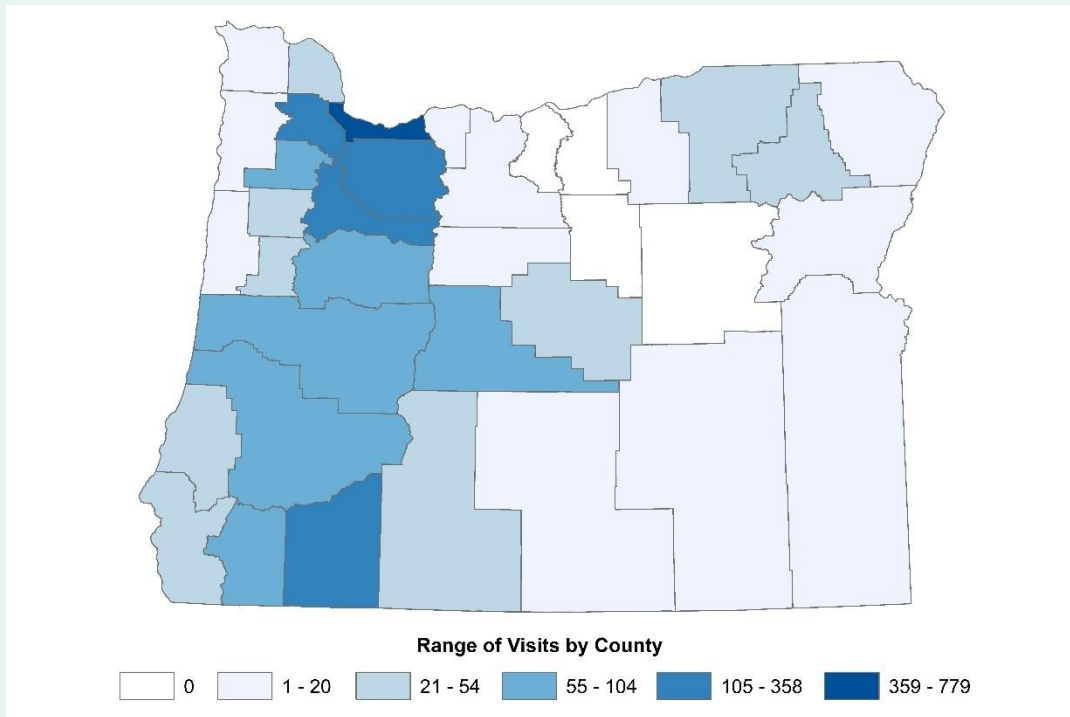
The total number of opioid overdose visits to EDs and UCCs in 2021 are higher than the corresponding months of 2019 and 2020.



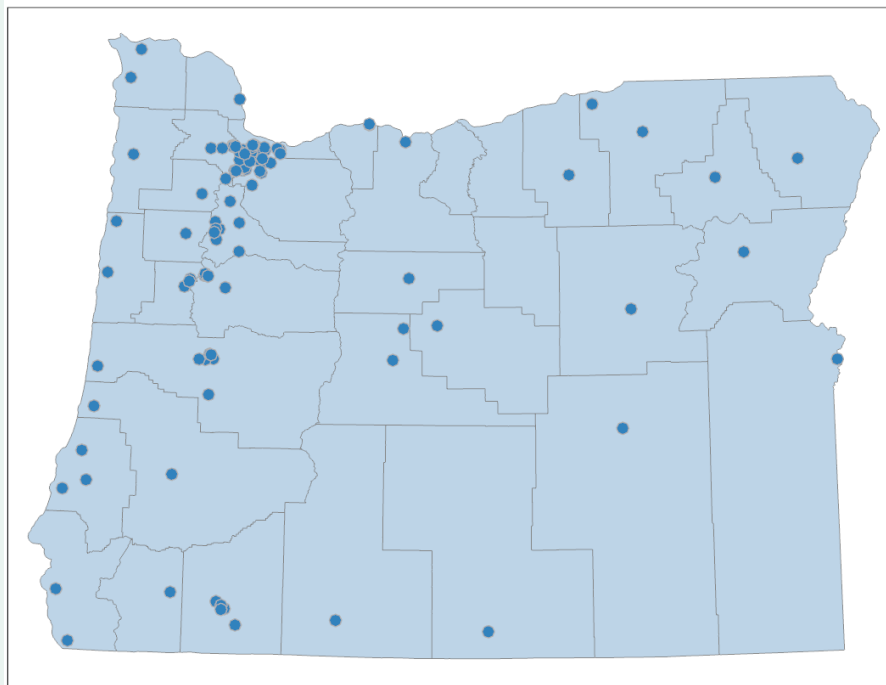
When measured as a percent of total visits for all health concerns, opioid overdose visits to EDs and UCCs have historically hovered around 0.13%. The percent of opioid overdose visits to EDs and UCCs in 2021 are higher than the corresponding months of 2019 but have begun to decrease as total visits began increasing in April 2021. The increase in total visits is shown in the second chart below.



The following map displays the range of opioid overdose visits to EDs and UCCs by patient's county of residence from January 2021 to December 2022.



The following map displays the locations of EDs and UCCs who share their data with OHA via ESSENCE.



Methods/ Data Sources

The Oregon Health Authority (OHA) queried Oregon Electronic Surveillance System for the Early Notification of Community-Based Epidemics (ESSENCE) for opioid overdose visits to Emergency Departments (EDs) and Urgent Care Centers (UCCs) using an advanced query developed to search multiple fields.

Considerations

SUDORS: Deaths included in this report may involve opioids in combination with other substances, and may include out of state residents whose death occurred in Oregon.

ESSENCE: Opioid overdose visits to EDs and UCCs range in severity, may result from symptoms that are not life threatening, and may involve opioids in combination with other substances. Visits classified as intentional overdoses are included in this report.

Not all people in Oregon have access to an ED or UCC. People who are assisted by emergency medical services (EMS, EMT and ambulances) may refuse transport to an ED or UCC.

Limitations

SUDORS: Intentional drug overdose deaths are excluded from SUDORS. Data for 2020 are not yet complete, as a result numbers for recent months may change.

ESSENCE: ED and UCC data are still being received/updated and minor fluctuation is anticipated.

Data from Emergency departments and Urgent Care Centers is not uniform, opioid overdose visits are recorded with different language and codes. The OHA strives to capture these visits accurately and completely, but some visits may be missed.

Oregon ESSENCE

OREGON HEALTH AUTHORITY
Public Health Division

Oregon.ESSENCE@dhsosha.state.or.us
healthoregon.org/essence

Injury and Violence Prevention

OREGON HEALTH AUTHORITY
Public Health Division

IVPP.General@dhsosha.state.or.us